







5443- ■■

Hybrid Semi-Transparent Wood Stain – Exterior

Type	Emulsified Alkyd
Gloss Level	Maximum 10% (60° to 85°)
Viscosity	52 – 60 K.U.
Coverage	15 m ² / 3.78L
Cleaning of Application Tools	Water
Size	3.78 liters
Drying Time	To Touch: 1 hour Reapply: 4 hours
Concentration of solids	By volume: 15 %-20 % By weight: 18 %-25 %
VOCs	< 250 g/L

Formulated for treated wood

Colours*

	5443 - 20	HONEY
	5443 - 84	TEAKWOOD
	5443 - 85	CLASSIC BROWN
	5443 - 95	WALNUT

Description

Semi-transparent stain with a low odor and a semi-transparent finish that enhances the beauty of wood without masking the grain. Emulsified alkyd fortified with acrylic for optimal protection against wear. Protects against the harmful effects of the sun (U.V. rays). This water-based, microporous product allows the wood to breathe. Specially recommended for all surfaces and types of treated wood.

Colour*

This product should not be tinted to preserve its properties. Colour may vary slightly from batch to batch. The color of the wood will impact the final color of the stain. ***Colours reproduced on paper may differ from actual paint colours.**

Storage

Keep in a dry, well ventilated area under moderate temperatures (20°C). Keep from freezing.

Note

Never apply primer on the surface to be stained. Do not apply over a stain or paint that contains wax or silicone.

WARNING

Keep out of the reach of children.
Keep from freezing.

Consult with your municipality in order to dispose of used paint properly or use the following link: ecopeinture.ca/en/

Prior to using this product, consult the Material Safety Data Sheet, for the use of Protective Equipment (section 8), for Preventive Measures (section 7), and First Aid and Emergency Procedures (section 4). The above mentioned data is provided by Laurentide Paint Inc. for information purposes only. It does not constitute in any way as a promise or guarantee as for the use, duration or quality of this product since application conditions are beyond their control. This product must be used in strict accordance with the mentioned specifications along with any other instructions, warnings and guidelines issued by Laurentide Paint Inc.

THE
ONE
AND
ONLY100%
ECO**5443- ■■**

Hybrid Semi-Transparent Wood Stain – Exterior

Surface Preparation

Surface preparation is crucial as the final success of the project depends on it. The surface must be clean, dry, and free from any contaminants. The moisture content of the wood should be between 12% and 18%. This product is highly penetrating, and to achieve optimal performance, it is necessary to prepare the surface as mentioned. To apply to a surface already painted or stained, remove any blistered or flaked paint, sand the surface with No. 80 paper to allow better adhesion of the stain. Allow at least 4 hours to dry between the first and second coat.

New Wood: Sand with No. 80 paper to open the wood grain. Do not sand treated wood.

Aged Wood: For aged wood surfaces, clean with a solution of water and bleach. For lightly soiled surfaces, dilute 5 parts water to one part bleach (5:1). For dirty, greasy (patina), blackened wood surfaces with mold stains, dilute 3 parts water to one part bleach (3:1) and brush onto the surface. Rinse well and allow to dry. Sand to open the wood grain.

Surfaces already stained with a semi-transparent finish: Sand the finish to dull the gloss and remove any particles that might come off.

Surfaces already stained (water-repellent stain, containing wax or silicone): Strip and sand down to the wood before applying the stain, otherwise the stain will not adhere.

Surfaces already stained with an opaque stain or painted: Strip and sand with No. 80 paper down to the wood before applying the semi-transparent hybrid stain, otherwise the old color will show through the finish layer.

Application

Shake well the container before use. Use a paintstick to stir to the bottom of the container. Stir periodically during application to ensure color uniformity. Apply with a natural bristle brush. Avoid full sun or excessive heat. Never apply below 12°C (53.6°F) or above 32°C (89.6°F). Ambient humidity should be below 45%. Apply the desired number of coats to achieve the wanted level of transparency. For best product performance, apply 2 coats.

Cleaning of Application Tools

Wash with soapy water and let dry. Then, rinse with mineral spirits.

You can visit our website at boomerangpaint.com or write to us at info.boomerang@laurentide.co

For additional information or inquiries, do not hesitate to contact our client services department specialist.

Prior to using this product, consult the Material Safety Data Sheet, for the use of Protective Equipment (section 8), for Preventive Measures (section 7), and First Aid and Emergency Procedures (section 4). The above mentioned data is provided by Laurentide Paint Inc. for information purposes only. It does not constitute in any way a promise or guarantee as for the use, duration or quality of this product since application conditions are beyond their control. This product must be used in strict accordance with the mentioned specifications along with any other instructions, warnings and guidelines issued by Laurentide Paint Inc.

